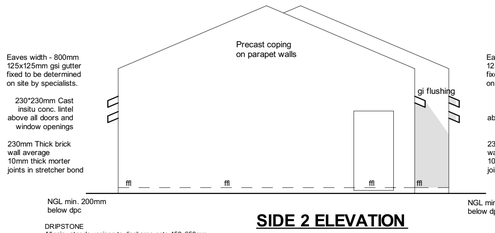

SIDE 2 ELEVATION

SCALE: 1: 100

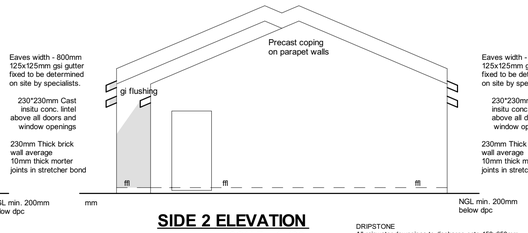

SIDE 2 ELEVATION

SCALE: 1: 100

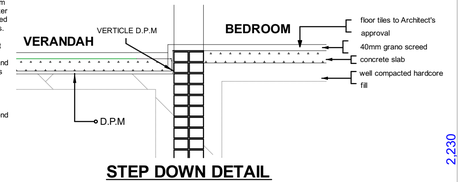

STEP DOWN DETAIL

SCALE 1 : 25

KITCHENNETTE DETAIL 3

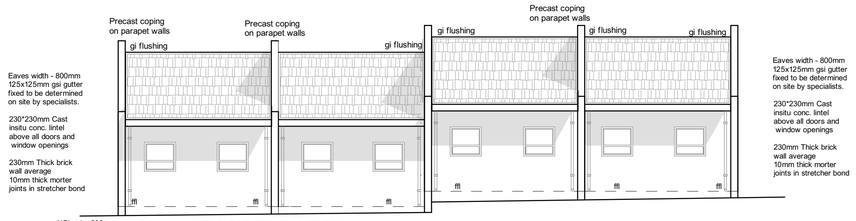

BACK ELEVATION

SCALE: 1: 100

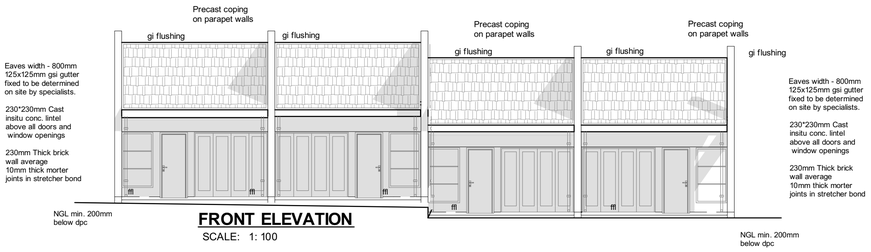

FRONT ELEVATION

SCALE: 1: 100

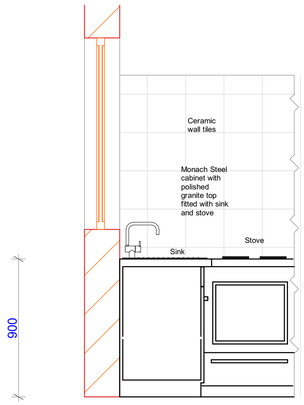

KITCHENNETTE DETAIL 2

SHOWER CUBICLE

Fixed corner shower enclosure
SHAPE: Square
LENGTH: 885 mm
WIDTH: 885 mm
MATERIAL: 6mm Clear glass and Aluminium frame
Wall mounted (2200mm*) Square Showerhead
- Chrome (200mm), jet type : rain,
Wall mounted shower mixer brass material with chrome finish
Shower corner organiser

FITTED KITCHEN

Mild Steel fitted kitchen cabinets
to specialist design subject to
Architects approval , With:
1) Polished Granite worktop
2) Single bowel stainless steel
sink,
3) Fitted, 4 plate electric stove color black

with oven under coonter,
Material:stainless steel.
4) Floor cabinets and wall
cabinets.

TILE

Floor: 60X60mm None-slip high traffic porcelain
tile, color to architect approval.
Wall tiles: 30x60mm ceramic wall tiles, 2000mm
hieght.
Shower cubicle floor: raised to min 80mm,
hexagonal non-slip porcelain tile finish laid to fall.
Wall mounted Towel rail .

WASH HAND BASIN

Floor standing bathroom vanity cabinet and
ceramic basin, bathroom vanity design finished
in matt white l.550mm width;
- Matt White Finish
- Ceramic Basin
- Steel Single Lever Basin Mixer,
- Chrome door handles and feet
- Adjustable shelf for storage
- 550mm width x 885 height
- Cabinet and ceramic basin
- 2 doors
- Internal shelf - adjustable height
- Excludes tap and waste fittings

WATER CLOSET SUITE

Dual top flush toilet system
allows full flush or short
flush for significant
water savings
Pan flush volume : 6/3L
MATERIAL: Ceramic
COLOUR :White.
CISTERN TYPE :Exposed
CISTERN : Shortland
VOLUME : 6 m3.
FLUSH TYPE :Top flush .
SEAT :White plastic.
Tissue holder.

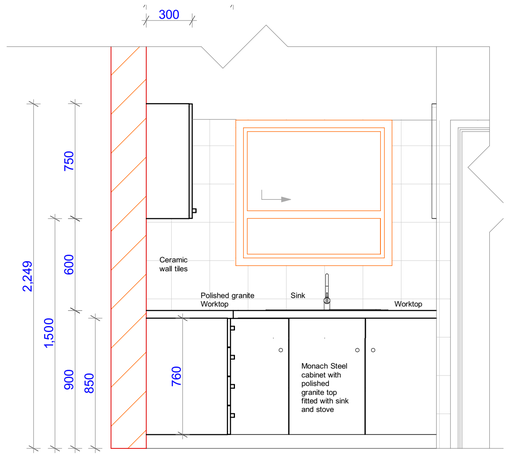

KITCHENNETTE DETAIL 1

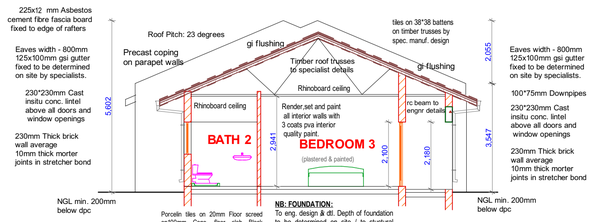

SECTION: V:V

SCALE: 1: 100

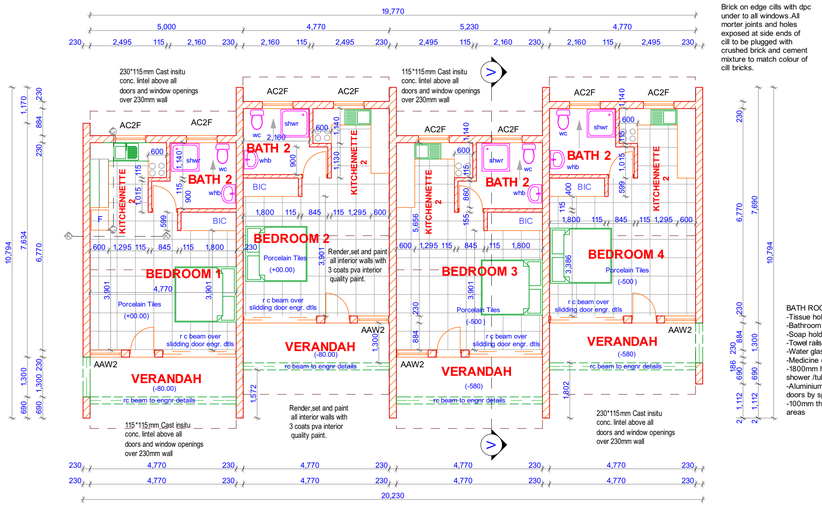

FLOOR PLAN

SCALE: 1: 100

Brick on edge cills with dpc under to all windows.All morter joints and holes exposed at side ends of cill to be plugged with crushed brick and cement mixture to match colour of cill bricks.

BATH ROOM NOTES
-Tissue holders
-Bathroom mirrors
-Soap holders/ dishes
-Towel rails
-Water glass holders
-Medicine chest - cabinet
-1800mm high glass wall to shower /tub side only
-Aluminium sliding shower doors by specialists
- 100mm threshold to shower areas

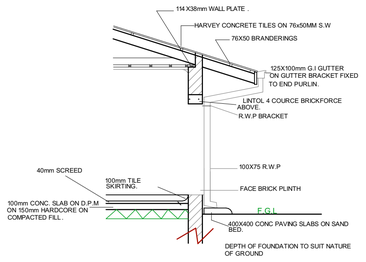

FOUNDATION ROOF DETAILS

scale 1:50

WINDOW SCHEDULE

W x H Size	900x1,800	1,020x950
Quantity	4	8
2D Symbol		
3D Front View		
Full Element ID	AAW2	AC2F
Details 1	Architectural aluminium window frame 4mm external glazing with U-value of 5.73 and SHGc of 0.6	Architectural aluminium window frame 4mm external glazing with U-value of 5.73 and SHGc of 0.6

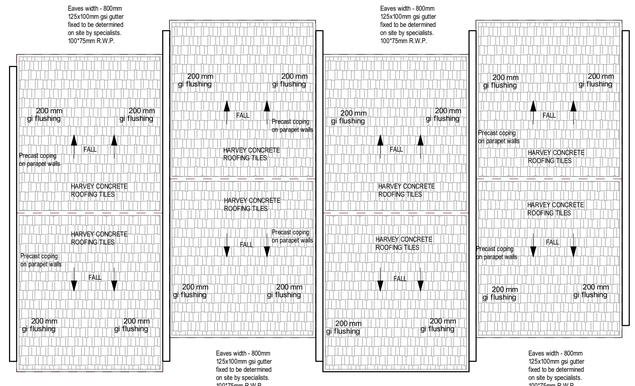

ROOF PLAN

SCALE: 1: 100

PLUMBING NOTES
-REFER TO CIVIL AND MECHANICAL ENGINEER'S DRAWINGS.

GENERAL NOTES.
-a.b. denotes air bricks in walls
-brick force to all wall at every four courses.
-smooth cement plaster all walls internally
-render cement float all walls externally unless stated.

All given dimensions are in millimetres.

RC BEAMS OVER TO STRUCTURAL ENGINEER DETAILS AND SPECIFICATIONS

FOUNDATION NOTES
-Depth of conc. footing to be determined on site.
-690*230mm conc. footing for all external walling to eng. specs
-500*200mm conc. footing for all internal walling to eng. spec

ROOF NOTES
-Roof pitch : **23°**
-Rhinonoard ceiling on 400mm c/c 38*38mm r.s. br
-Roof timber trusses to eng./ specialist manufacturer design and specification
-114 *38mm wall plate p.a.r.

EAVES AND FASCIABOARD
Eaves width - 800mm
holder bats at centres to be determined on site by specialists.
900mm wide precast concrete paving all round.

EXTERNAL CILLS
Brick on edge cills with dpc under to all windows.
All morter joints and holes exposed at side ends of cill to be plugged with crushed brick and cement mixture to match colour of cill bricks.

DRIPSTONE
All rainwater downpipes to discharge onto 450x650mm precast conc. and to be laid on 75mm well compacted sandbed to structural engineer`s approval.

Notes	AMENDMENT: Lttr / date / Init		
	Micro-film Drwg No		

MINISTRY OF LOCAL GOVERNMENT AND PUBLIC WORKS
P.O. BOX CY441 , CAUSEWAY
ZIMBABWE

Branch Head :	G. GWENHURE	Director Arch :	ARCH. P.S. MUKURA
Designed :	M. DUBE	Scale :	As Shown
Drawn :	M. DUBE	Date :	DECEMBER 2021
Checked :	L.T MUGORE	File Ref	
Telephone 790137 / 704079			

Ministry :	MINISTRY OF FINANCE	Centre :	MUTARE
Title :	ZIMRA STAFF COTTAGES		
Description :	FORBES BORDER POST STAFF ACCOMMODATION		
Details :	7353 B1 : FLOOR PLAN, ELEVATIONS, SECTION AND DETAILS		
Stock Drwg No		G.P. No	Project No 192593/A/04